





ITEM	QTY.	PART NO.	DESCRIPTION
1	1	60585K41	1"x1"x6' Aluminum Rail (McMaster-Carr)
		60585K61	1"x1"x8' Aluminum Rail (McMaster-Carr)
		60585K81	1"x1"x10' Aluminum Rail (McMaster-Carr)
2	1		1/2" dia CRES Rod
3	1		1/8"x3/4" CRES Plate
4	3		#10-32 Bolt
5	3		#10 Washer

Notes

-  Bevel edges as reqd to fit within channel of part #1
-  Match drill 1/2" rod and 1/8" plate with 3/16" drill bit (3 times)
-  Tap for #10-32 screws, after match drill (3 times)
-  Drill 1/4" through hole, after match drill (3 times)

Unless otherwise specified, dimensions & tolerancing is in inches.		Pierce Garage Works <small>Huntsville, Alabama</small>		
		DIY Rail Launcher		
SIZE A	FSCM NO	DWG NO Rail10/01	REV	
SCALE	NTS	SHEET	1 OF 1	